




BREAKDOWN OF GENERATION CHARGE

For the month of April 2019


SOURCE	% to Total kWh Purchased	(A) kWh Purchased	(B) Basic/Allowed Generation Cost (PhP)	(C) Other Cost Adjustments (DAA, NSS, and Other Billing Adjustments (PhP)	(D=B+C) Total Generation Cost for the Month (PhP)	[D/A] Average Generation Cost (PhP/kWh)
NPC-SPUG	0.06%	31,414.03	150,862.74	-	150,862.74	4.8024
BILATERAL CONTRACTS w/ IPPS:						
1. PSALM	10.15%	5,526,967.03	14,391,335.34	(7,848,337.88)	6,542,997.46	1.1838
2. WMPC	0.00%	-	19,114,964.52	-	19,114,964.52	#DIV/0!
3. SMPCPC	79.52%	43,293,823.24	241,304,584.18	-	241,304,584.18	5.5736
4. ENFINITY	6.28%	3,416,925.73	17,435,073.39	-	17,435,073.39	-
SELF-GENERATION (16 MW Modular Genset)	3.95%	2,148,870.00	21,570,030.98	-	21,570,030.98	-
Pilferage Recovery					(502,441.07)	
TOTAL (Main)	99.90%	54,386,586.00	313,815,988.41		305,465,209.46	5.6166
SALE FOR RESALE (ZAMSURECO II)	0.05%	24,525.20	22,173.17	-	22,173.17	0.9041

Note: For Sale for Resale, the actual generation rate charged to consumers is based on the submitted unbundled rate by Zamsureco II

Prepared by:



RICA S. BONIFACIO
 Finance and Rate Specialist

Reviewed by:



LOVELY COLEEN T. CANDOLETA
 Accounting Supervisor


Noted by:


ENGR. FREDERIX R. BACO
 CorPlan Manager


BERNIL R. BARLISO
 Finance Manager

Approved by:


HENRY ROPHEN B. VIROLA
 Chief Management Officer


GANNYMEDE B. TIU
 General Manager