



BREAKDOWN OF GENERATION CHARGE

For the month of March 2020

Note: For Sale for Resale, the actual generation rate charged to consumers is based on the submitted unbundled rate by Zamsureco II

SOURCE	% to Total kWh Purchased	(A) kWh Purchased	(B) Basic/Allowed Generation Cost (PhP)	(C) Other Cost Adjustments (DAA, NSS, and Other Billing Adjustments (PhP)	(D=B+C) Total Generation Cost for the Month (PhP)	[D/A] Average Generation Cost (PhP/kWh)
NPC-SPUG	0.07%	45,011.19	216,161.74	-	216,161.74	4.8024
BILATERAL CONTRACTS w/ IPPS:						
1. PSALM	0.00%	-	-	-	-	0.0000
2. WMPC	16.53%	10,059,148.02	93,081,151.14	1,289,603.40	94,370,754.54	9.3816
3. SMPCP	77.82%	47,359,474.69	243,492,386.87	-	243,492,386.87	5.1414
4. ADSI	5.53%	3,364,275.29	19,107,984.85	-	19,107,984.85	5.6797
SELF-GENERATION (16 MW Modular Genset)	0.00%	-	3,640,068.28	-	3,640,068.28	0.0000
Pilferage Recovery	-	-	-	-	(599,356.64)	-
TOTAL (Main)	99.88%	60,782,898.00			360,011,837.90	5.9229
SALE FOR RESALE (ZAMSURECO II)	0.04%	25,900.00	41,763.07	-	41,763.07	1.6125

Note: For Sale for Resale, the actual generation rate charged to consumers is based on the submitted unbundled rate by Zamsureco II

Prepared by:



RICA S. BONIFACIO
 Finance and Rate Specialist

Reviewed by:



LOVELY COLEEN T. CANDOLETA
 Accounting Supervisor


Noted by:


ENGR. FREDERIX R. BACO
 CorPlan Manager


BERNIE A. BARLISO
 Finance Manager

Approved by:


HENRY ROPHEN B. VIROLA
 Chief Management Officer


GANNYMEDE B. TIU
 General Manager