



BREAKDOWN OF GENERATION CHARGE

For the month of October 2020

SOURCE	% to Total kWh Purchased	(A) kWh Purchased	(B) Basic/Allowed Generation Cost (PhP)	(C) Other Cost Adjustments (DAA, NSS, and Other Billing Adjustments (PhP)	(D=B+C) Total Generation Cost for the Month (PhP)	[D/A] Average Generation Cost (PhP/kWh)
NPC-SPUG	0.09%	55,260.03	265,380.77	-	265,380.77	4.8024
BILATERAL CONTRACTS w/ IPPS:						
1. PSALM	1.20%	757,408.50	2,545,160.64	(2,429,035.65)	116,124.99	0.1533
2. WMPC	12.68%	8,004,913.93	73,129,286.20	1,214,764.80	74,344,051.00	9.2873
3. SMPC	85.99%	54,306,055.57	259,536,558.85		259,536,558.85	4.7791
SELF-GENERATION (16 MW Modular Genset)	0.00%		4,094,200.66		4,094,200.66	0.0000
Pilferage Recovery					(1,197,543.76)	
TOTAL (Main)	99.87%	63,068,378.00			336,893,391.74	5.3417
SALE FOR RESALE (ZAMSURECO II)	0.05%	29,723.40	3,504.77	-	3,504.77	0.1179

Note: For Sale for Resale, the actual generation rate charged to consumers is based on the submitted unbundled rate by Zamsureco II

Prepared by:



RICA S. BONIFACIO
 Finance and Rate Specialist

Reviewed by:



LOVELY COLEEN T. CANDOLETA
 Accounting Supervisor


Noted by:


ENGR. FREDERIX R. BACO
 CorPlan Manager


BERNIE R. BARLISO
 Finance Manager

Approved by:


HENRY ROPHEN B. VIOLA
 Chief Management Officer


GANNY MEDE B. TIU
 General Manager