



BREAKDOWN OF GENERATION CHARGE

For the month of September 2020

| SOURCE | % to Total kWh Purchased | (A) kWh Purchased | (B) Basic/Allowed Generation Cost (PhP) | (C) Other Cost Adjustments (DAA, NSS, and Other Billing Adjustments (PhP) | (D=B+C) Total Generation Cost for the Month (PhP) | [D/A] Average Generation Cost (PhP/kWh) |
|---|--------------------------|----------------------|--|--|---|--|
| NPC-SPUG | 0.09% | 56,001.33 | 268,940.79 | - | 268,940.79 | 4.8024 |
| BILATERAL CONTRACTS w/ IPPS: | | | | | | |
| 1. PSALM | 15.88% | 9,938,914.76 | 25,902,308.01 | (12,685,104.06) | 13,217,203.95 | 1.3298 |
| 2. WMPC | 12.52% | 7,838,111.59 | 72,523,739.91 | 1,234,027.20 | 73,757,767.11 | 9.4101 |
| 3. SMPCP | 71.46% | 44,724,188.65 | 245,614,477.28 | | 245,614,477.28 | 5.4918 |
| SELF-GENERATION (16 MW Modular Genset) | 0.00% | | 4,104,934.50 | | 4,104,934.50 | 0.0000 |
| Pilferage Recovery | | | | | (728,942.21) | |
| TOTAL (Main) | 99.86% | 62,501,215.00 | | | 335,965,440.63 | 5.3753 |
| SALE FOR RESALE (ZAMSURECO II) | 0.05% | 29,523.20 | 43,022.69 | - | 43,022.69 | 1.4573 |

Note: For Sale for Resale, the actual generation rate charged to consumers is based on the submitted unbundled rate by Zamsureco II


Prepared by:



RICA S. BONIFACIO
 Finance and Rate Specialist

Reviewed by:



LOVELY COLEEN T. CANDOLETA
 Accounting Supervisor

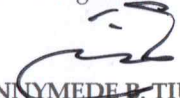
Noted by:


ENGR. FREDERIX R. BACO
 Cor Plan Manager


BERNIE R. BARLISO
 Finance Manager

Approved by:


HENRY ROPHEN B. VIROLA
 Chief Management Officer


GANNYMEDE B. TIU
 General Manager