

BREAKDOWN OF GENERATION CHARGE

For the month of September

SOURCE	% to Total kWh Purchased	(A) kWh Purchased	(B) Basic/Allowed Generation Cost (PhP)	(C) Other Cost Adjustments (DAA, NSS, and Other Billing Adjustments (PhP)	(D=B+C) Total Generation Cost for the Month (PhP)	[D/A] Average Generation Cost (PhP/kWh)
NPC-SPUG	0.08%	54,116.37	296,151.83	-	296,151.83	5.4725
BILATERAL CONTRACTS w/ IPPS:						
1. PSALM	17.65%	11,572,876.12	28,199,325.00	(7,848,337.88)	20,350,987.12	
2. WMPC	14.95%	9,797,488.53	134,813,625.61	2,153,174.40	136,966,800.01	
3. SMPC	63.65%	41,727,289.54	440,866,261.45	-	440,866,261.45	
4. ADSI (RE Developer)	3.61%	2,364,409.81	24,516,095.48		24,516,095.48	
SELF-GENERATION (16 MW Modular Genset)	0.00%	-	3,668,002.07		3,668,002.07	
Pilferage Recovery					(693,141.97)	
TOTAL (MAIN)	99.86%	65,462,064.00			625,675,004.16	9.5578
SALE FOR RESALE (ZAMSURECO II)	0.06%	37,898.00	93,199.62	-	93,199.62	2.4592


Note: For Sale for Resale, the actual generation rate charged to consumers is based on the submitted unbundled rate by Zamsureco II

Prepared by:


MS. KATHLEEN A. BROWN
Finance and Rate Specialist


Noted by:

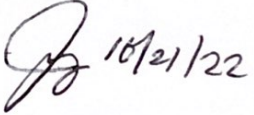

ENGR. FREDERIX R. BACO
CorPlan Manager


MR. BERNIE R. BARLISO
Finance Manager

Approved by:


ATTY. ROWMEL S. AGAN, CPA
Chief Management Officer


ENGR. GANNYMEDE B. TIU
Acting General Manager


10/21/22

20 SEP 2022